

# *“Classic Blue”*

45”x 45”



*P.O. Box 12479, 901 East 14th Avenue, North Kansas City, MO 64116  
(816) 421-2000*



*Project designed by Vicki Bellino of “Bloom Creek”*

**“Classic Blue”**  
45” x 45”

**Fabric Preparation:** From fat quarters, cut the following:

- 6101, 6171 - Two, 9-1/2” sq.; Four, 3-1/2” sq.
- 6102 - One, 9-1/2” sq.; Eight, 3-1/2” sq.
- 6112, 6121 - Two, 9-1/2” sq.; Eight, 3-1/2” sq.
- 6111 - Eight, 3-1/2” sq.; Eight, 5” sq.
- 6161, 6141, 6162, 6181 - Eight, 3-1/2” sq.
- 6131, 6143, 6144, 6152, 6151, 6191 - Eight, 3-1/2” sq.
- 6172 - 16, 3-1/2” squares
- 6132 - 10, 5” squares
- 6142 - Four, 5” squares
- 6153 - Eight, 3-1/2” sq.; Two, 5” squares

**Block “A”:** Make 8

Using 3-1/2” squares of the sku’s shown in diagram a., sew together nine, 3-1/2” squares to make 9-patch block.

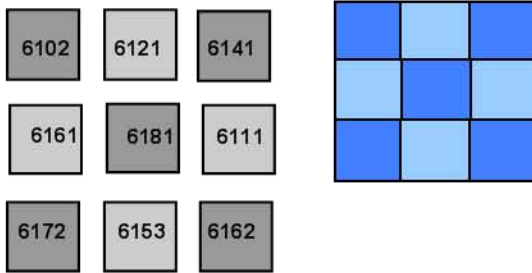


Diagram a.

**Blocks “B” and “C”:** Make 2 of each

Draw a diagonal line on the wrong side of 8, 3-1/2” sqs. of 6152 and 6131. With RST, layer these squares on the corners of the 9-1/2” squares of 6101 and 6171 as shown in Diagram b. and c. Sew on drawn line, trim seam allowance and press to triangle.

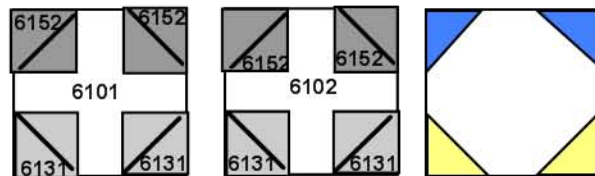
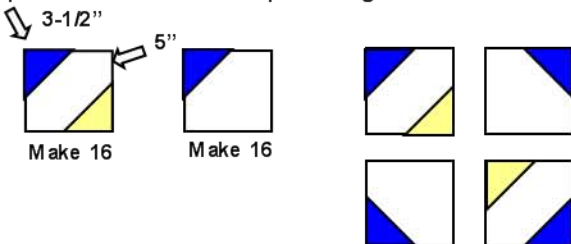


Diagram b.

Diagram c.

**Block “D”:** Make 8

Follow the steps described for Block B, using the 5” squares and the remaining 3-1/2” squares. Refer to diagrams below for placement. Sew four squares together to make block.



**Quilt Top Assembly:**

Sew blocks together in five rows of five squares, referring to Diagram d. for placement of blocks.

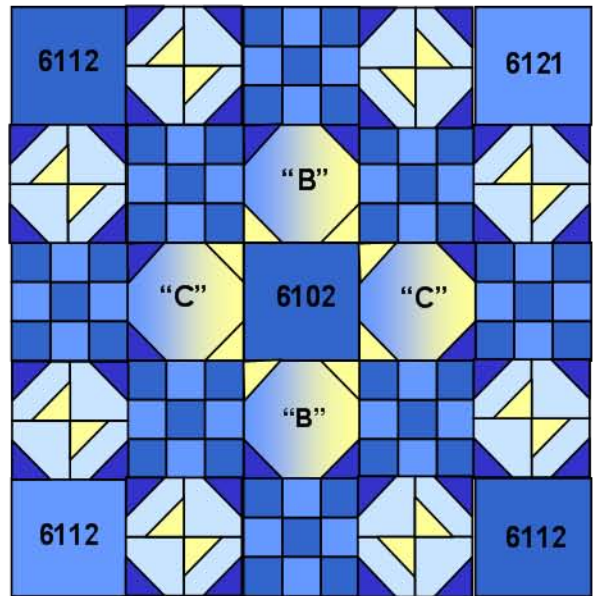


Diagram d.

**Suggested Backing and Binding:**

Backing: #182, Cotton Jacquard - 1-1/2 yards

Binding: #9807 or #9820 - 1/3 yard